
OKR 2015 Classes & Schedule

Instructor: Rod Beamguard – Rokkaku w/Traditional Japanese Bridling

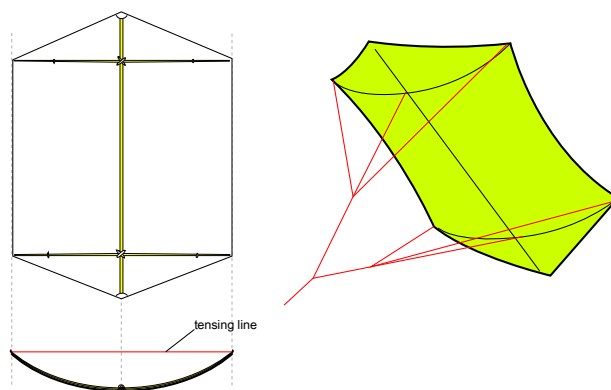
Day & Time: Friday 9:00 AM Class #1

Cost: \$ 45.00 w/o fabric, cost with fabric TBD

Description: Come learn how to bridle a Rokkaku the traditional Japanese way. You will make a rokkaku using the 3:4:5 ratio method, it is approximately 65" tall by 52" wide. You can bring your own fabric or choose from Rod's limited supply of colors (remember OKR will have lots of fabric for sale at retreat!). Rod will be showing the Japanese method of bridling, something he has used to make steady fliers of unruly roks! You will do some simple appliqué as Bridling will be the emphasis of the class.

What to bring: Sewing machine and notions,

Experience level: Everyone!



Instructor: Robert Brasington – Gothic Delta

Day & Time: Saturday 9:00 AM & Sunday 8:30 AM
Class #2

Cost: \$140.00

Description: The workshop examines the accepted shape of a delta and goes on to create a low aspect ratio platform with an unconventional keel arrangement. The kite fly's in light winds and is capable of flying comfortably in the upper ranges as well.

What to bring: Sewing machine, notions, double sided tape

Experience level: Intermediate and up



Instructor: Kelly Bruland – Kite Ball

Day & Time: Saturday 9:00 AM Class #4

Cost: \$25.00

Description: In this class you will assemble a kite ball that is about 3 feet in diameter, similar to the small balls in the foreground of the picture. These are excellent ground displays for small children to explore. They perform well on medium and high wind days.

Experience level: Recommended for intermediate and on up



Instructor: Deb Cooley – Penguin Banner

Day & Time: Saturday 9:00 AM Class #5

Cost: \$65.00

Description: Come and make a Penguin banner! Learn some of Debbie's appliqué techniques. This will fit a 13 foot banner pole which will be included. This will make a great addition to your banner bag.

What to bring: Sewing machine and notions

Experience level: Everyone!



Instructor: Bary Crites – Finish Your Previous OKR Projects

Day & Time: Saturday 9:00 AM Class #6


Cost: Free

Description: This class was such a hit last year, we are bringing it back again! Do you have unfinished projects from previous OKR retreats? Do you have kits you bought and thought you would get to and haven't? Now is the time to bring them and get help putting them together!

What to bring: Sewing machine, notions, your unfinished projects hopefully with instructions.

Experience level: Everyone!

I'm working on my **PhD**
(**P**rojects **H**alf **D**one)



Instructor: Cat Gabrel – Gombo Kite – No Sew

Day & Time: Saturday 9:00 AM Class #7

Sunday 8:30 AM Class #8

Cost: \$6.00

Description: The Gombo kite is a traditional Japanese style kite made of washi paper and bamboo. You choose from a number of pre-made stencil patterns or create your own. Spray paints will be used to add to your art work.

What to bring: Nothing but your imagination or you can bring your own art designs to create your own stencils.

Experience level: Everyone!



Instructor: Kathy Goodwind – Mini Star Flake Kite


Day & Time: Friday 9:00 AM Class #9

Cost: \$50.00

Description: You will make a Mini Star Flake kite with a wing span of 24". This can be made of all white (like the Starbucks Snow Day commercial) or in a 3 color pattern. This kite was first introduced at the 1984 AKA convention in Tennessee.

What to bring: Sewing machine and notions

Experience level: Everyone!



Instructor: Bri Howard – Kite Duffel Bag in 3 Different Sizes

Day & Time: Sunday 8:30 AM Class #10

Cost: Small Duffel bag (22" long) \$15.00

Kite Duffel bag (48" long) \$25.00

Long Kite Duffel bag (60" long) \$30.00

Description: Build a duffel bag for all of your kiting needs, whether it is a small bag for your line or a long bag to fit all of your wonderful creations, this is the class for you.

Bri can also embroider your name on the pocket ahead of time for an additional \$5.00

What to bring: Sewing machine, notions, and don't forget the zipper foot for your machine.

Experience level: Everyone!



Instructor: Lindsey Johnson – No Sew Tyvek Star Bird Kite

Day & Time: Sunday 8:30 AM Class #3

Cost: \$25.00

Description: Be one-with-the-flock. Assemble and decorate your own 73" Star Bird kite from a new-dew kit that includes all the parts and pieces such as Pre-cut Tyvek panels, fiberglass spars, adhesive backed Dacron reinforcements, a dihedral fitting and vinyl end caps.

The realistic wing movement and occasional tumbling mimics life-like flight action. Onlookers and birds of all kinds come to check this kite out when it takes to the air.

What to bring: Minimum of 3ft metal straightedge, a short ruler, scissors, exacto knife, small wire cutter, pencil and a 24x36 (or larger) gridded cutting mat to use in lining up parts.

Experience level: Everyone!



Instructor: Sam King – Vertex Spinner

Day & Time: Friday 9:00 AM Class #11

Cost: \$40.00

Description: Students will create rings from triangles in the colors of their choice. These rings will then be joined together to form a spinning pyramid/tube, of sorts, that rotates with the wind. This concept can be expanded upon outside of class to make longer and larger spinners. This is great flown as line laundry or from a banner pole (not provided). Students have the choice to make one large spinner or two smaller ones.

What to bring: Sewing machine, notions, ruler, a light colored pencil (I like white) and some Scotch and Masking tape.

Experience level: Everyone!



Instructor: Dan Kurahashi – Block Print Edo Kite w/Bamboo – No Sew

Day & Time: Friday 9:00 AM Class #12

Cost: \$10.00

Description: You will create a 5”Tall x 3.25”Wide Edo Kite with woodblock printing. The Dragon character will be a black wood print on Japanese Washi paper, then coloring by brush and dye. You will learn how to split bamboo to make the spars. I will be supplying 4 colors; red, blue, yellow and black.

What to bring: Scissors (make sure they are sharp), Exacto knife, straight edge (10” or so), thick blade knife for bamboo (if you have it), needle to do the bridle, 4 fine tipped brushes (you will need the same number of brushes as dyes as the colors can not mix), small containers for colors, rag and old newspapers

Experience level: Everyone!




Instructor: Gerry Pennell – Basic Kitemaking

Day & Time: Friday 9:00 AM, Class #13

Cost: \$15.00/\$20.00

Description: This is where it starts for all beginning kitebuilders. Gerry Pennell will share hints, tricks and basic know how about sewing and kite making. Complete a windsock (\$15.00), using some basic kitebuilding techniques. You can take home a basic kite kit (\$20.00).

What to bring: Sewing machine and notions



OREGON KITEMAKERS RETREAT SCHEDULE 2015

	HADLEY HALL		FRIENDSHIP HALL	ARTS & CRAFTS
	Tillamook Bay	Netarts Bay		
	BREAKFAST BUFFET in the Mess Hall		9AM Gerry Pennell #13 - Basic Kitebuilding, Hospitality Room	
	7:30 - 9:00 AM			
	9:00 - 12:00	Sam King #11	Kathy Goodwind #9	Rod Beamguard #1
				Dan Kurahashi #12
	12:00 - 1:00PM	LUNCH BUFFET in the Mess Hall	Raffle following lunch.	
	1:00 - 5:30	Sam King #11 Vertex Spinner	Kathy Goodwind #9 Star Flake Kite	Rod Beamguard #1 Rokkaku w/Japanese Bridling
				Dan Kurahashi #12 Block Print Edo w/Bamboo, No-Sew
	5:30 - 6:30 PM	DINNER in the Mess Hall	Raffle following dinner	Rooms open for completion of projects after dinner

FRIDAY

	HADLEY HALL		FRIENDSHIP HALL	ARTS & CRAFTS
	Tillamook Bay	Netarts Bay		
	BREAKFAST BUFFET in the Mess Hall		9AM Gerry Pennell #13 - Basic Kitebuilding, Hospitality Room	
	7:30 - 9:00 AM			
	9:00 - 12:00	Robert Brasington #2	Bary Crites #6	Cat Gabrel #7
				Deb Cooley #5
	12:00 - 1:00 PM	LUNCH in the Mess Hall	Raffle following lunch.	
	1:00 - 5:30	Robert Brasington #2 Gothic Delta Kite	Bary Crites Finish Your Old OKR Projects	Cat Gabrel #7 No-Sew Gombo Kite
				Deb Cooley #5 Penguin Banner
				Kelly Bruland #4 Kite Ball
	5:30 - 6:30 PM	DINNER in the Mess Hall	Raffle following dinner	Rooms open for completion of projects after dinner

SATURDAY

	HADLEY HALL		FRIENDSHIP HALL	ARTS & CRAFTS
	Tillamook Bay	Netarts Bay		
	BREAKFAST BUFFET in the Mess Hall		9AM Gerry Pennell #13 - Basic Kitebuilding, Hospitality Room	
	7:30-9:00 AM			
	8:30 - 12:30	Robert Brasington #2 Continues	Cat Gabrel # 8 No-Sew Gombo Kite	Bri Howard #10 Kite Bag or Duffle
				Lindsey Johnson #3 No Sew Tyvek Star Bird
	12:30 - 1:30 PM	LUNCH in the Mess Hall	Rooms open for completion of projects.	
	1:30 PM		Must clean up and be off the grounds by 3 PM !	
	3:00 PM			

SUNDAY