

---

Class 1 - Mobiles - Jerimy Colbert  
Sunday 8:30 AM  
Cost: \$8.00

Description: Make a mobile with OKR themed templates or design your own, the sky is the limit. 4 pieces per kit. Scraps of all kinds of materials are welcome.

Experience level: Beginner on up

What to bring: Cutting mat, razor, roller cutter & scissors




---

Class 2 - 8 ft to 14 ft Banners - Deb Cooley  
Saturday 9:00 AM  
Cost: \$25.00 to \$45.00 (banner poles extra)

Description: Mark your spot on the beach with a banner just for you. Make the banner in your colors and there will be a few designs to choose from. Using the banner cloth and quilt patterns, you will be able to make a great looking place on the beach.

Experience level: Beginner on up

What to bring: Sewing machine and notions, 2-3 ft metal ruler, hot knife



---

Class 3 - Paper Piecing Kite Designs - Deb  
Cooley  
Sunday 8:30 AM  
Cost: \$5.00

Description: Learn how to do paper piecing for hot pads, hapi coats and quilts using cotton fabric, sew different designs with a quilt technique and use them for what ever you would like.

Experience level: Beginner on up

What to bring: Sewing machine and notions, roller cutter and cutting mat

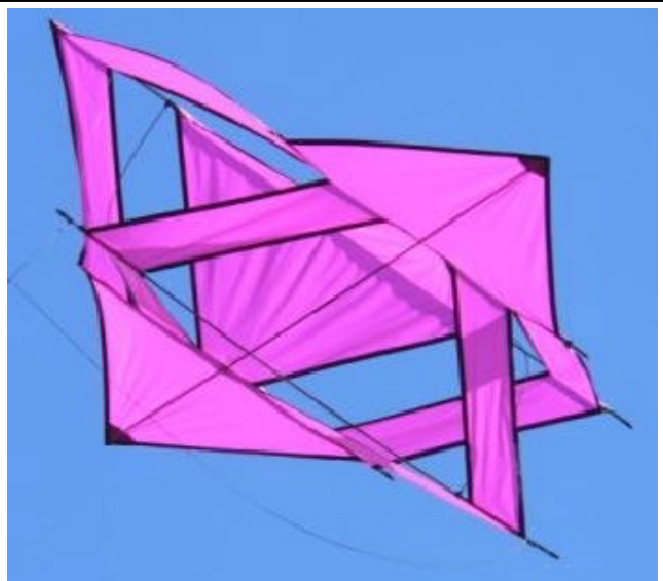
---

Class 4 - DYOB (Design Your Own Box) - John  
Freeman  
Friday 9:00 AM  
Cost: \$80.00

Description: Make a six foot winged box from one piece of fabric. You design how the box looks, and you choose the color.

Experience level: Advanced Beginner on up

What to bring: Sewing machine that works WELL. Black good thread, such as Gutterman. Cutting mats--preferably two of them



---

Class 5 - Sode Pop (A Modern Day Sode Daku) -  
Sam King  
Saturday 9:00 AM  
Cost: \$65

Description: Build a 4 foot Sode from ripstop, carbon and fiberglass. If there is time, we will offer painting with this project. You will either paint in class, or skins will be sent ahead for embellishment.

Experience level: Advanced Beginner on up

What to bring: Sewing machine and notions.



---

Class 6 - Hoty Hata Kite - Gail Lindsay  
Friday 9:00 AM  
Cost: \$15.00

Description: Come and make one of Gail Lindsey great Hata kites. It's a great flyer and choose from one of her many designs. Learn to use her appliqué technique using double sided tape and cold cutting the fabric out to make the beautiful designs on the skin of the kite.

Experience level: Beginner on up

What to bring: Sewing machine and notions, good thread, ¼ inch double sided tape, good appliqué scissors



---

Class 7 - Basic Kitemaking - Gerry Pennell  
Friday 9:00AM  
Cost: \$15.00/\$18.00

Description: This is where it starts for all beginning kitebuilders. Gerry Pennell will share hints, tricks and basic know how about sewing and kite making. Complete a windsock (\$15.00), using some basic kitebuilding techniques. You can take home a basic kite kit (\$18.00).

Experience level: Beginners

What to bring: Sewing machine and notions




---

Class 8 - 55 sq ft Flow Form - Phil Scarfe  
Saturday 9:00 AM continuing into Sunday  
Cost

Description: The kite's called Tony's Kite. For years whenever I went to the Shrewsbury kite festival, Tony Slater kept asking me to make a "molar" flow form for him, but as I only made normal flow forms and parafoils I never got round to it, Tony past away last fall, so unfortunately this is too late for him, but I finally got round to it.

It's a molar type flow form [it has a big V cutout in the trailing edge] 80 inches wide by 100 inches long, 55sq feet. Sorry there won't be time for flames or graphics.



Experience level: Intermediate on up

What to bring: Sewing machine and notions

---

---

Class 9 - King of the Road (20 ft Dragon Kite) -  
Arnold Stellema  
Friday 9:00 AM  
Cost: \$ 50

Description: Make a 20 foot dragon kite with simple appliqué that is sure to amuse and attract attention.

Experience level: Beginner on up

What to bring: Sewing machine and notions



---

Class 10 - Scoop the Air with an Ice-Cream Cone  
- Ken Tumminia  
Saturday 9:00 AM  
Cost: \$35.00

Description: This class is in memory of Scott Spencer, he was going to teach this class. Make a 2 scoop ice-cream cone about 7 ft long. You will be using design master spray paint to make Strawberry, Caramel, Chocolate and other flavors.

Experience level: Beginner on up

What to bring: Sewing machine and notions

---



---

Class 11 & 12 Hapi Coat - Barb Wright  
Friday 1:00 PM, Class #11; Sunday 8:30 AM,  
Class #12  
Cost: No Fee

Description: Providing your own fabric you will make a Hapi coat to enjoy on the kite fields and other events. You will be able to copy the pattern to make more coats at a later date. It will take 3-4 hours to cut and sew a coat. I will have scrap fabric if you are interested in a contrast for the trim on your coat.

Experience level: Beginner on up

What to bring: Sewing machine and notions. You will need to bring 3 yards of 45 inch wide cotton or blend fabric. It is best to wash the fabric prior to sewing. Bring 4 yards if you need to make a 3 or 4XL coat.



	8:00 - 9:00 AM	BREAKFAST in the Mess Hall			
<b>FRIDAY</b>	9:00 - 12:00	#4 John Freeman	#7 Gerry Pennell Basic Kitemaking	#9 Arnold Stellema	#6 Gail Lindsay
	12:00 - 1:00PM	LUNCH in the Mess Hall Raffle following lunch.			
	1:00 - 5:30	John Freeman DYOB Design Your Own Box	#11 Barb Wright Hapi Coat	Arnold Stellema King of the Road 20ft Dragon Kite	Gail Lindsay Hata Kite w/Applique
	5:30 - 6:30 PM	DINNER in the Mess Hall Raffle following dinner Rooms open for completion of projects after dinner			

	8:00 - 9:00 AM	BREAKFAST in the Mess Hall Raffle following breakfast			
<b>SATURDAY</b>	9:00 - 12:00	#8 Phil Scarfe	#10 Ken Tumminia	#5 Sam King	#2 Deb Cooley
	12:00 - 1:00 PM	LUNCH in the Mess Hall Raffle following lunch.			
	1:00 - 5:30	Phil Scarfe 55sq ft Flow Form	Ken Tumminia Ice Cream Cone Line Art	Sam King Sode Pop A Modern Day Sode Daku	Deb Cooley Banners
	5:30 - 6:30 PM	DINNER in the Mess Hall Raffle following dinner Rooms open for completion of projects after dinner			

	7:30-9:30 AM	BREAKFAST BUFFET in the Mess Hall			
<b>SUNDAY</b>	8:30 - 12:30	#8 Phil Scarfe continued	#12 Barb Wright Hapi Coat	#1 Jerimy Colbert Mobiles	#3 Deb Cooley Paper Piecing
	12:30 - 1:30 PM	LUNCH in the Mess Hall			
	1:30 PM	Rooms open for completion of projects.			
	3:00 PM	Must clean up and be off the grounds by 3 PM !			